

23" Six Valve



Lancer's **Tower 300 Series** are designed using the highest quality materials and proven technology providing our customers with consistent drink quality.

### Features

- Stainless steel construction exterior and interior
- Available in multiple valve configurations
- LEV® valves standard, other valves available upon request
- Key lock switch
- Power supply included

### Accessories and Options

Merchandiser

Lighted Marquee

Certified by these agencies:



#### CUSTOMER SERVICE

Should you require more information about our products, please do not hesitate to contact our customer service team at [custserv@lancerworldwide.com](mailto:custserv@lancerworldwide.com).

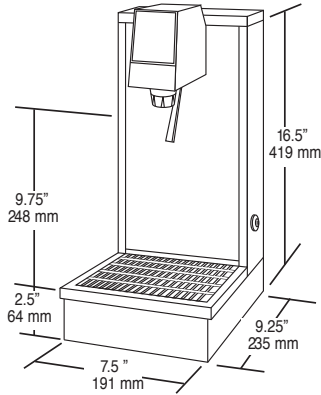


#### WARRANTY

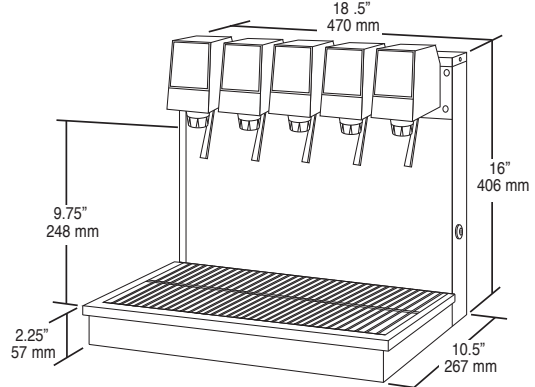
For warranty specifics by product, contact your Lancer™ Sales Representative. Equipment design and/or specifications are subject to change without notice.

- 7" Single Valve  
  7" Two Valve  
  18" Five Valve  
  23" Six Valve

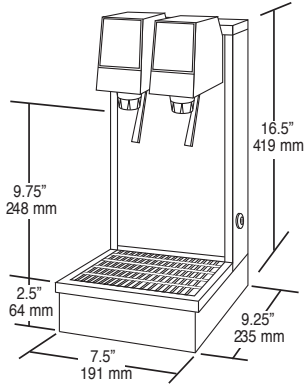
7" Single Valve



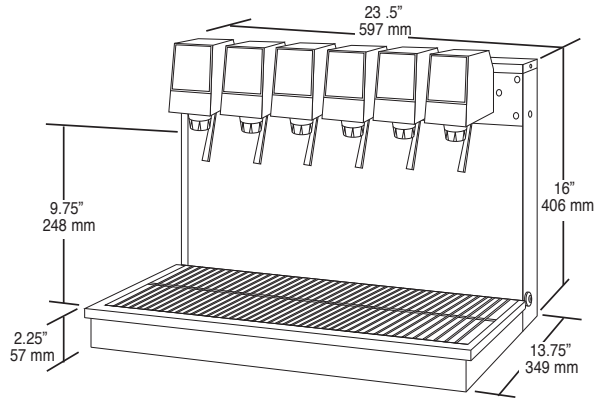
18" Five Valve



7" Two Valve



23" Six Valve



### Dimensions

- 7" (1 or 2 valves) - 16.5" H x 7.5" W x 9.25" D including drip tray  
(419 mm H x 191 mm W x 235 mm D including drip tray)
- 18" (5 valves) - 16" H x 18.5" W x 10.5" D including drip tray  
(406 mm H x 470 mm W x 267 mm D including drip tray)
- 23" (6 valves) - 16" H x 23.5" W x 13.75" D including drip tray  
(406 mm H x 597 mm W x 349 mm D including drip tray)

### Weight

- 7" (1 or 2 valves) - Shipping: 15 lbs (7 kg)
- 18" (5 valves) - Shipping: 37 lbs (17 kg)
- 23" (6 valves) - Shipping: 42 lbs (19 kg)

### Electrical for all units

24V/60Hz

For more information visit [lancerworldwide.com](http://lancerworldwide.com) or call 1-800-729-1500